

# OPTIMIZING VIDEO CONFERENCING FOR MICROSOFT TEAMS IN HUDDLE ROOMS: A HOW-TO GUIDE





**This whitepaper provides a practical overview of how Microsoft and Logitech are working together to ensure IT administrators and end users have top-tier experiences in their small and huddle-sized rooms.**

The whitepaper covers key considerations, including wiring setup, meeting access, and camera control, as well as efficient room and device management with Microsoft Teams Pro Management Portal and Logitech Sync. This guide will equip you with essential insights to optimize your huddle spaces.

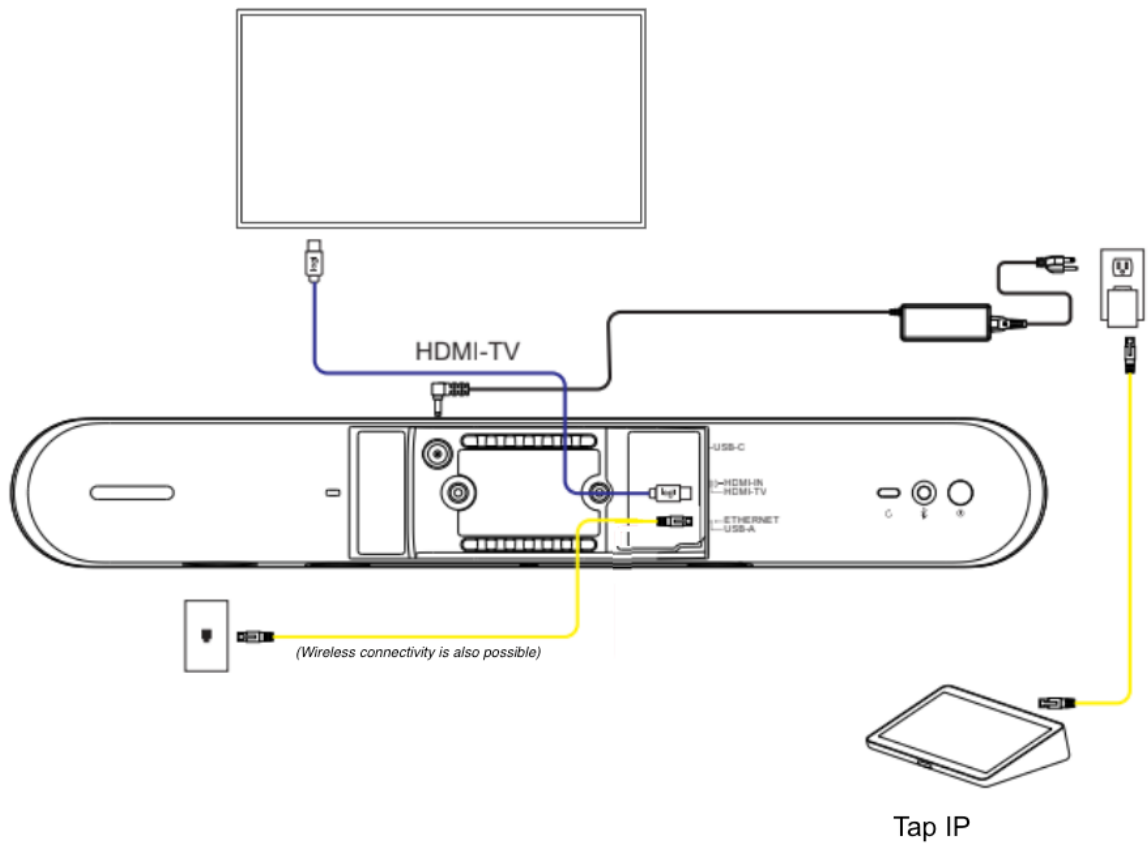
## Setting up your Huddle Room

This whitepaper explores two key deployment modes of Logitech Rally Bar Huddle within a native Microsoft Teams room: Teams Rooms on Windows and Teams Rooms on Android.

Regardless of which mode you choose, setting up Rally Bar Huddle for Microsoft Teams Rooms involves three fundamental steps: mounting, wiring, and software configuration.

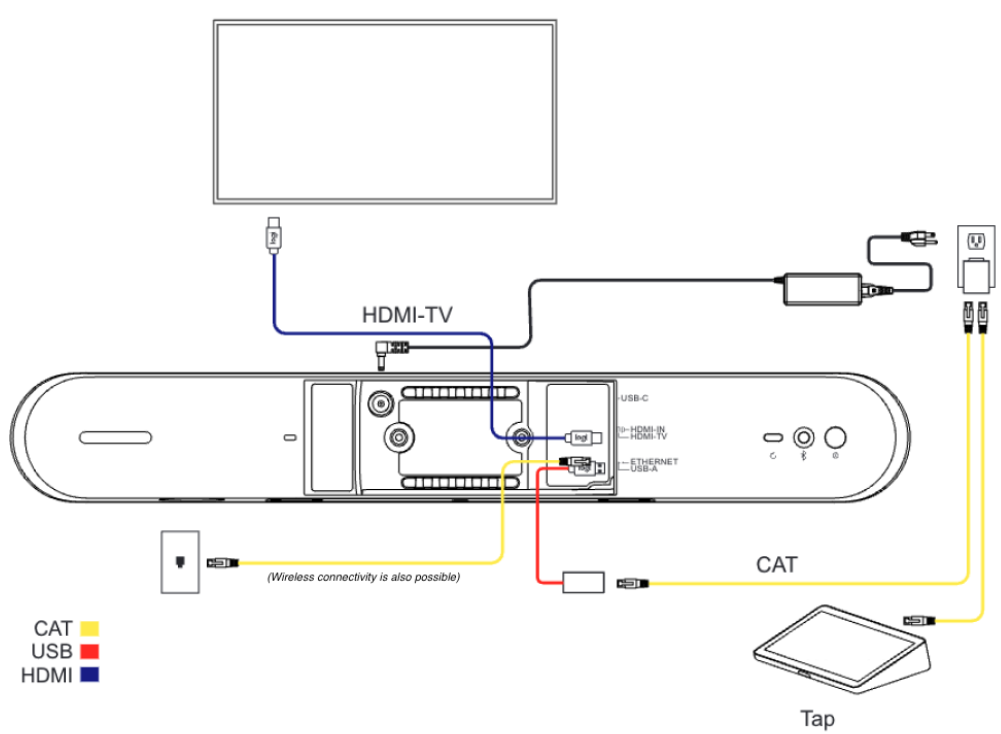
First, for mounting, Rally Bar Huddle offers a versatile "multi-mount" solution, allowing for easy installation on a wall, atop a display, or in a flat position on a table or stand.

Second, the wiring process differs based on your chosen deployment. In the case of appliance mode with Microsoft Teams Rooms on Android, refer to the provided diagram depicting the connections between Rally Bar Huddle and Logitech Tap IP.

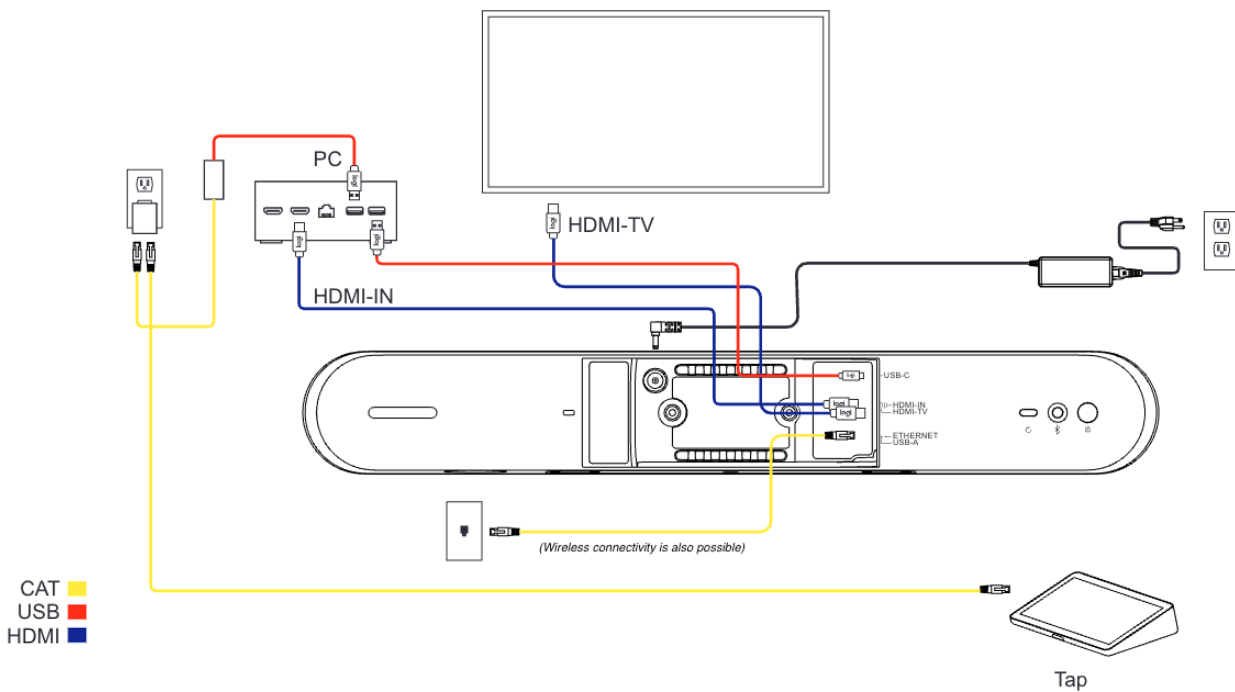


CAT ■  
 USB ■  
 HDMI ■

When you're deploying Rally Bar Huddle with Teams Rooms on Android, you may prefer to use Logitech Tap, which offers a USB-based connection. Refer to the following diagram depicting connections between Rally Bar Huddle and Tap.



Conversely, for USB mode with Microsoft Teams Rooms on Windows, the following diagram illustrates the connections involving Rally Bar Huddle, a PC, and Tap.



Lastly, after wiring, users are seamlessly guided through the CollabOS setup process, which includes updating to the latest firmware and confirming essential device and network settings. CollabOS is the operating system that Logitech devices like Rally Bar Huddle and Tap run on.

Whether you are deploying Teams Rooms on Android or Teams Rooms on Windows, you'll follow on-screen instructions on the Tap device to confirm your Microsoft login credentials and configure Rally Bar Huddle.

With these steps completed, your Rally Bar Huddle will be ready for Microsoft Teams Rooms in just minutes.



## The Huddle Room Experience

### JOINING MEETINGS

Logitech Rally Bar Huddle seamlessly integrates with Microsoft Teams Rooms, offering a user-friendly experience for joining scheduled and ad-hoc meetings. For scheduled meetings, organizers can conveniently set them up in Microsoft Teams, Zoom, or Webex by simply inviting the workspace username. These scheduled meetings appear on the Tap IP interface — just tap to join. For ad-hoc meetings, users can start meetings by pressing the "meet" button or, alternatively, manually entering the meeting ID and password.

### CAMERA CONTROLS: COLLABOS 1.10 AND ABOVE

In CollabOS versions 1.10 and above, camera controls for Rally Bar Huddle are available in rooms with a Teams Pro License and are conveniently managed through Microsoft Teams Admin. Meeting attendees have the flexibility to choose between Active Speaker, Room, and Composite camera modes. Moreover, within a Microsoft Teams meeting, meeting organizers can seamlessly toggle between these camera modes, ensuring a tailored visual experience to suit their preferences.

## Device Management

### DEVICE MANAGEMENT WITH TEAMS PRO MANAGEMENT PORTAL

Managing your huddle room can be done through the Teams Pro Management portal. Teams Pro Management has two tabs that help administrators monitor room health. The first tab is “Incidents” which lists all incidents by category:

#### Incidents

Review incidents affecting your rooms

94 ACTIVE
 92 NEED ACTION
 2 SYSTEM INVESTIGATING

Record an issue

Active Resolved

>	Problem	Ticket	Room	Type	Status	Severity	Impact	Unread	Last message
>	<b>Connectivity</b>	73 active	71 affected rooms		<span style="color: red;">!</span> 73 need action			<span style="font-size: 18px;">✉</span> 73 unread	
>	<b>Security</b>	4 active	4 affected rooms		<span style="color: red;">!</span> 4 need action			<span style="font-size: 18px;">✉</span> 4 unread	
>	<b>OS, firmware, and apps</b>	2 active	2 affected rooms		<span style="color: red;">!</span> 2 need action			<span style="font-size: 18px;">✉</span> 2 unread	
>	<b>Hardware and peripherals</b>	12 active	4 affected rooms		<span style="color: red;">!</span> 11 need action			<span style="font-size: 18px;">✉</span> 12 unread	
∨	<b>Configuration and settings</b>	2 active	2 affected rooms		<span style="color: red;">!</span> 1 needs action			<span style="font-size: 18px;">✉</span> 2 unread	
	Meeting app	R2BWZ1-FU4M76	Logi QA TEAMS RO	MTR Windows	<span style="color: red;">!</span> Needs action	Critical		<span style="font-size: 18px;">✉</span>	12 days ago
	Meeting app	R2BWZ1-DNUVS8	Logi QA TEAMS RO	MTR Windows	<span style="color: gray;">⌚</span> System Investigating	Critical		<span style="font-size: 18px;">✉</span>	3 days ago
>	<b>Display</b>	1 active	1 affected room		<span style="color: red;">!</span> 1 needs action			<span style="font-size: 18px;">✉</span> 1 unread	

The second tab is “Rooms” which lists all rooms and their state of health:

#### Rooms

Review the state of all your rooms.  
To add more rooms, go to the Self-Enrollment section under Settings.

119 MANAGED
 17 HEALTHY
 2 UNHEALTHY
 70 UNMONITORED
 25 SUPPRESSED
 5 ONBOARDING
 0 SLEEPING
 45 UNLICENSED

Export

🔇 Suppress 🔊 Unsuppress
119 items ▼ Filter 1 se

<input type="radio"/>	Name	Hostname	State ↓	Type	Suppressed	Onboarding	Needs action	Tags	Groups	License type
<input type="radio"/>	Logi QA TEAMS ROOM 137	logitech-vr0020 2...	<span style="color: green;">♥</span> Healthy	MTR Android					0	<span style="color: red;">▲</span> Unlicensed
<input type="radio"/>	Logi QA TEAMS ROOM 112	logitech-vr0034 2...	<span style="color: green;">♥</span> Healthy	MTR Android					0	Pro
<input type="radio"/>	Logi QA TEAMS ROOM 111	logitech-vr0034 2...	<span style="color: green;">♥</span> Healthy	MTR Android					0	Pro
<input type="radio"/>	Logi QA TEAMS ROOM 110	logitech-vr0034 2...	<span style="color: green;">♥</span> Healthy	MTR Android					0	Pro
<input type="radio"/>	QA Teams Room 1	JP RALLYBAR	<span style="color: green;">♥</span> Healthy	MTR Android					0	Pro
<input type="radio"/>	Teams Rooms Pro 5	logitech-vr0029 2...	<span style="color: green;">♥</span> Healthy	Touch Console					0	Pro
<input type="radio"/>	Teams Rooms Pro 5	logitech-vr0019 2...	<span style="color: green;">♥</span> Healthy	MTR Android					0	Pro
<input type="radio"/>	Logi QA TEAMS ROOM 140	logitech-vr0029 2...	<span style="color: green;">♥</span> Healthy	Touch Console					0	Pro
<input type="radio"/>	logitech-vr0034 2250fddg0a88	logitech-vr0034 2...	<span style="color: green;">♥</span> Healthy	MTR Android					0	<span style="color: red;">▲</span> Unlicensed
<input type="radio"/>	S3 Logi QA TEAMS 3	logitech-vr0030 2...	<span style="color: green;">♥</span> Healthy	MTR Android					0	<span style="color: red;">▲</span> Unlicensed
<input type="radio"/>	Logi Sol 25	logitech-vr0019 2...	<span style="color: green;">♥</span> Healthy	MTR Android					0	Pro
<input type="radio"/>	Logi QA TEAMS ROOM 135	logitech-vr0019 2...	<span style="color: green;">♥</span> Healthy	MTR Android					0	Pro
<input type="radio"/>	Logi QA TEAMS ROOM 87	logitech-vr0019 2...	<span style="color: green;">♥</span> Healthy	MTR Android					0	Pro
<input type="radio"/>	Logi QA TEAMS ROOM 87	logitech-vr0019 2...	<span style="color: green;">♥</span> Healthy	MTR Android					0	Pro
<input type="radio"/>	Logi QA TEAMS ROOM 87	logitech-vr0029 2...	<span style="color: green;">♥</span> Healthy	Touch Console					0	Pro

All tickets can be clicked into to provide more detail on the issue so IT administrators can troubleshoot.

## R2BWZ1-DNUVS8

[Overview](#) **Notes\*** [Attachments](#) [History](#)

### Ticket

R2BWZ1-DNUVS8

### Severity

Critical

### Category

Configuration and settings

### Type

Meeting app

### Status

🔒 System Investigating

### Created on

Friday, August 25, 2023 1:38 AM - PDT

### Room

[Logi QA TEAMS ROOM 43](#)

### Last message

Friday, August 25, 2023 2:38 AM - PDT

### Description

This triggers when the MTR application is not running, this can be because the local account isn't signing in, or some issue with the App or Windows. This signal includes an auto remediation that will attempt to fix some common causes and report back more information if it cannot resolve.

With Teams Pro Management, administrators gain the capability to establish “rings” to oversee the validation and cascade of updates. Following the definition of the test period and rollout direction, updates are systematically deployed ring by ring, ensuring a controlled and efficient update process.

## ADDITIONAL DEVICE MANAGEMENT WITH LOGITECH SYNC

In addition to device monitoring and update management via the Teams Pro Portal, Sync offers additional functionality to provide insights about rooms. With Sync, you can unlock a deeper level of understanding regarding your meeting rooms and device utilization. This innovative tool offers invaluable insights into room usage, during device operation or idle periods. Armed with this data, you can make informed decisions related to real estate, resource allocation, and optimizing the overall employee experience. Additionally, it streamlines your workflow by initiating service requests through Logitech Select and addressing support issues with ease through Logitech Sync. Sync integrates with Microsoft Pro Portal, ensuring maximum coverage and a seamless collaboration environment for your organization.

To learn more about Microsoft Teams Rooms Pro Portal and Logitech Sync, [check out this article](#).

## Bringing People Together with Microsoft & Logitech

Logitech and Microsoft Teams give everyone the choice and flexibility to connect, create, and collaborate from anywhere. Smart solutions facilitate better connections and bring teams together so they can do their best work. With Logitech and Microsoft Teams in huddle rooms, every person feels seen, heard, and understood.



Logitech Inc.  
3930 North First St  
San Jose, CA 95134 USA  
Published July 2023

This whitepaper is provided for informational purposes only. Logitech makes no warranties, express or implied or statutory as to the information in this whitepaper. This whitepaper is provided "as is" and may be updated by Logitech from time to time.

© 2023 Logitech. Logitech, Logi and the Logitech logo are trademarks or registered trademarks of Logitech Europe S.A. and/or its affiliates in the U.S. and other countries. All other trademarks are the properties of their respective owners. Logitech assumes no responsibility for any errors that may appear in this publication. Information contained herein is subject to change without notice.