

logitech®

# The Race Is On for Higher Ed to Adapt: Equity in Hyflex Learning

---





# Embracing Hyflex Learning to Meet Expectations

Colleges and universities have changed drastically in recent years. As of 2022, **47%** of institutions are now transforming their learning spaces — everything from small classrooms to libraries — to facilitate remote and hybrid education.<sup>1</sup> By doing so, they can meet the expectations of the modern student for high-quality learning experiences in new ways. One especially versatile education model gaining popularity in higher ed is hyflex learning.

**Let's explore solutions** that make it possible for colleges and universities to fulfill student and faculty needs, broaden paths to success, and promote institutional goals with equitable, inclusive hyflex learning.



## What Is Hyflex?

Hyflex learning allows students to attend classes in-person or remotely, synchronously or asynchronously, and to change course formats from session to session. This heightened flexibility increases student inclusivity and engagement in courses by catering to individual preferences of how to engage within a course.



In-Person



Remote Synchronous




Remote Asynchronous

**49%** of higher ed students prefer having the option for **remote learning**<sup>2</sup>

**29%** say they prefer learning mostly or **completely online**<sup>3</sup>

# The History of Hyflex

Hyflex learning has been around for decades.<sup>4</sup> It was developed as a way to combine the convenience and accessibility of blended online learning with the impact of the classroom experience. Changing technology, like more sophisticated video conferencing tools and software of all kinds, has allowed hyflex learning to become more engaging, dynamic, and user-friendly over the years. When hyflex learning began to gain popularity during the COVID-19 pandemic, many institutions began to explore it as a model to use permanently.



## What Are the Benefits?

Hyflex courses can work around students' unique situations:



**Work schedules**



**Family responsibilities**



**Health issues**

**69%** of students say flexibility is a major priority when it comes to finishing courses<sup>5</sup>

**Almost 40%** of students prefer to switch between remote and in-person learning from day to day<sup>6</sup>

Hyflex learning offers a lot of freedom to the students taking courses and the instructors who teach them. When it's done right, remote learning in a hyflex format isn't an afterthought but an equal, seamless alternative to in-person attendance, creating equitable learning experiences for all.

Today's students expect tech in place to provide an excellent learning experience no matter where or how they're participating. Meanwhile, professors want to teach their remote students without opening an instruction manual. As student and faculty expectations around this model become more entrenched as time goes on, institutions will need to be ready with a suitable technology infrastructure.

## Hyflex learning requires IT leaders to choose technologies that can do two things at once:

1

Make the remote and in-person learning experience equitable and inclusive.

2

Reduce technology learning curves and multiply opportunities for use.



## IT Powers Learning Spaces

IT and technology leaders are crucial agents in creating successful hyflex learning environments within an institution. They're responsible for:



Choosing, installing, troubleshooting, and providing guidance about technologies that enable different education models like hyflex learning.



Balancing security, accessibility, engagement, budget, and other priorities when outfitting learning spaces for different modalities.

**Choosing solutions built for ease of use, durability, flexibility, and scalability is key to success, and can facilitate the numerous responsibilities of higher ed IT and technology professionals.<sup>7</sup>**

# Essential Tools and Platforms

When implementing hyflex, it's important to find hardware, software, and support that makes all students feel valued, gives all professors confidence with new approaches, and prepares all institutions for the future.

**The right solutions provide big advantages.**



## 1. Seamless Student Connection

The ability to see and hear clearly — whether in-person or remote — enables an equitable and inclusive student experience. Achieving this in rooms of all sizes is important to provide flexibility and adaptability for learning in spaces other than traditional ones.



Logitech Rally Bar Mini Video Conferencing System



### Why it Matters

- Outstanding optics and AI-driven audio enhancement provide a clear and natural experience for remote students
- Three use modes to suit a variety of classrooms and setups
- Plug and play simplicity for quick deployment and effortless use
- Works with the video conferencing platforms students and faculty already know

### Logitech Sight Tabletop Video Conferencing System



#### Why it Matters

- Tabletop view gives remote participants a front row seat to the action
- Combines with a front-of-room solution to provide different views for maximum immersion and engagement
- Seamless integration with leading platforms such as Zoom and Teams

### Logitech MeetUp 2 All-in-One Conference Camera



#### Why it Matters

- Ultra-wide lens to make remote students feel like they're right in the room
- Video optimized with AI creates dynamic views that draw remote students in
- Advanced AI-powered audio captures speech clearly while auto-adjusting voice levels and suppressing unwanted noise
- Clean mounting and cable management reduce clutter and maximize classroom space for learning
- Seamless integration with leading platforms — easy for educators to use whenever they want



## Medium and Large Room Solutions



## Logitech Rally Bar Video Conferencing System



### Why it Matters

- Video AI and advanced sound pickup, including noise suppression, ensure every student is clearly seen and heard
- Multiple ways to deploy — appliance mode, USB mode, and laptop mode — make it ideal for different classroom setups
- Quick for IT staff to set up and easy to integrate with meeting controllers such as [Logitech Tap IP](#) for even more ease of use
- Simple for institutions to manage from a single and secure cloud-based platform



## 2. Ease of Instruction

Ensuring all faculty can easily navigate the technology and feel confident in their teaching is crucial. User-friendly solutions get used more, cause less distraction, and add more to each learning moment.

### Solutions for Any Room



### Logitech Reach Adjustable Content Camera



#### Why it Matters

- Offers stunning close-ups of non-digital content
- Moves horizontally, vertically, and in a full 360° to create novel vantage points, regardless of how students are attending
- One-hand flexibility allows faculty to teach without disrupting the flow of learning
- Adjusts to different classrooms with a compact, stowed mode
- Plug and-play with most computers and streaming platforms like Zoom and Teams



## Logitech Scribe Whiteboard Camera



### Why it Matters

- Custom lens with built-in AI provides outstanding visual clarity, and even captures sticky notes
- AI-controlled transparency effect allows students to see the whiteboard at all times, even while someone is writing on it
- Integrates seamlessly with video conferencing platforms like Zoom and Teams
- Wireless sharing at the touch of a button means fewer tech delays and no wasted class time
- Clean, flexible installation for a variety of wall surfaces

## Logitech Mevo Start Streaming Camera



### Why it Matters

- Intuitive controls let any professor effortlessly live-stream lectures to remote students
- Built-in Wi-Fi 6E and 6-hour battery life for recording inside or outside any campus
- Broadcast-quality streaming and recording definition ensure viewers see every detail
- Built-in 3-mic array and noise cancellation for great audio every time
- Users can control multiple Mevo Core cameras with just a tap on a smartphone or tablet

## Logitech Rally Camera Streamline Kit



### Why it Matters

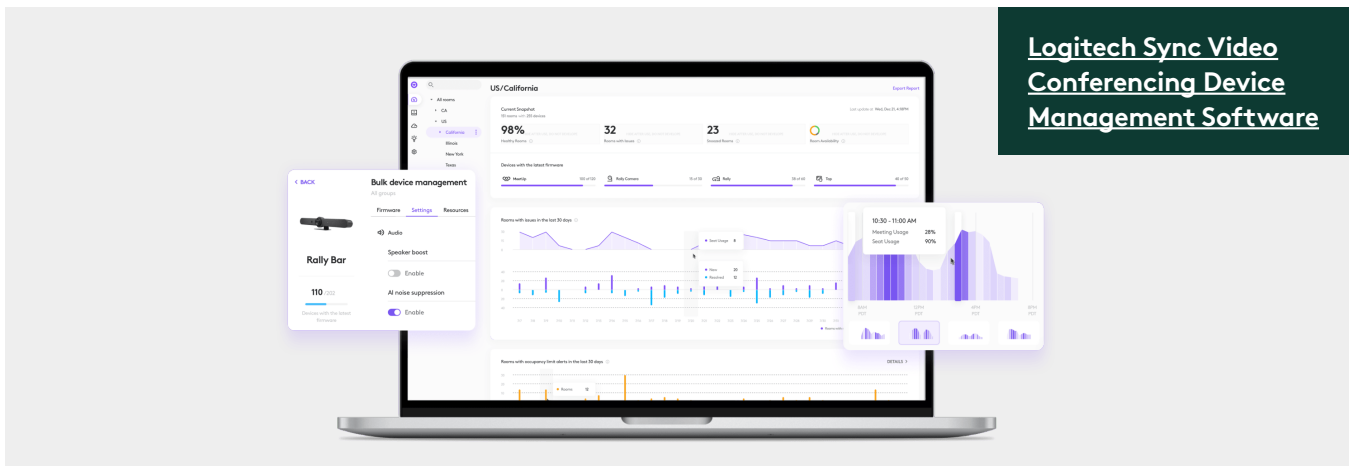
- Comprehensive USB PTZ video solution designed specifically for hyflex learning
- Allows for camera placement up to 100 meters away from your USB-based AV equipment
- Powered by a single category cable
- Keeps faculty in the flow with wireless preset buttons for easy switching between camera views
- Integrates seamlessly with most video conferencing systems and lecture capture platforms
- Mounting and cabling options for easy installation and remote management via Logitech Sync





### 3. Simple Management and Maximum Performance


Once needed solutions are in place, hyflex learning calls for a management process to ensure they're healthy and up to date. Thanks to elegant and secure software solutions, tech designed with higher ed in mind not only works with ease but keeps working, saving time and energy for administrators and IT departments.



#### Why it Matters

- Scalable for institutions, intuitive for users
- Configure, update, monitor, and diagnose devices remotely, and automate tasks with alerts
- Offers analytics to IT and tech leaders to optimize learning technology use





Platforms like **Slack**, **Microsoft Teams**, and **Google Hangouts** help students stay connected across physical space with message and video capabilities. For maximum impact, hardware should integrate seamlessly with these platforms and learning management systems.

## Future Trends in Hyflex Learning Technology

Now that colleges and universities are embracing hyflex courses and a new age in education has begun, other transformations are sure to follow. Emerging technologies such as virtual reality, augmented reality, AI, and machine learning will make remote learning even more customizable and immersive. Improvements to existing tech and additions like haptics will allow us to further blur the line between the digital and real worlds. At Arizona State University, students are already performing rigorous VR [lab experiments](#), hinting at what might soon be possible.

**Technology is converging on a future where students can travel anywhere at the speed of fiber optics — even to worlds that don't exist offline — to learn whatever they need on their own schedules.**



## The Sooner You Start, the Sooner You Lead

For higher ed IT and tech leaders, preparing an institution to face the changes ahead is a never-ending journey, but one worth taking. Technology exists already for equitable and inclusive hyflex setups that make remote learning an equal alternative, not an afterthought. Now is the best time to evaluate, adopt, and improve these solutions to meet the needs of the modern student, in order to move the student experience toward a bright new horizon and keep institutions at the forefront of learning.

**To learn more about Logitech's suite of education solutions, go to [www.logitech.com/education](https://www.logitech.com/education).**

<sup>1</sup> <https://er.educause.edu/articles/2022/4/educause-quickpoll-results-learning-spaces-transformation>

<sup>2</sup> <https://campustechnology.com/articles/2022/07/14/nearly-half-of-students-want-hybrid-classes-while-majority-of-faculty-still-prefer-face-to-face.aspx>

<sup>3</sup> <https://www.educause.edu/ecar/research-publications/2022/students-and-technology-report-rebalancing-the-student-experience/modality-preferences>

<sup>4</sup> [https://edtechbooks.org/hyflex/book\\_intro](https://edtechbooks.org/hyflex/book_intro)

<sup>5</sup> <https://www.ecampusnews.com/teaching-learning/2021/08/31/higher-ed-students-say-they-need-more-flexibility/>

<sup>6</sup> <https://er.educause.edu/articles/2022/3/staying-relevant-the-importance-of-incorporating-hyflex-learning-into-higher-education-strategy>

<sup>7</sup> <https://library.educause.edu/resources/2024/3/the-it-leadership-workforce-in-higher-education-2024>